

AUTO

2024

MARKET FIGURES



The new passenger car (NPC) market

	2021	2022	2023*	Variation 2023 vs. 2022	2024*	Variation 2024 vs. 2023
Germany	2,622,132	2,651,357	3,080,000	16%	3,150,000	2%
Austria	239,803	215,050	245,000	14%	270,000	10%
Belgium	383,123	366,578	495,000	35%	515,000	4%
China	21,481,537	23,563,287	25,000,000	6%	25,000,000	0%
Spain	859,476	813,396	975,000	20%	1,050,000	8%
United States	14,946,971	13,754,300	15,700,000	14%	16,200,000	3%
France	1,659,005	1,529,185	1,800,000	18%	1,800,000	0%
Italy	1,456,674	1,316,700	1,580,000	20%	1,680,000	6%
Japan	3,675,698	3,448,298	4,080,000	18%	4,100,000	0%
Mexico	520,112	486,993	575,000	18%	650,000	13%
Norway	176,276	174,329	170,000	-2%	170,000	0%
Netherlands	324,336	312,129	405,000	30%	425,000	5%
Poland	446,647	419,765	465,000	11%	490,000	5%
Portugal	149,740	156,304	215,000	38%	215,000	0%
United Kingdom	1,647,181	1,614,063	1,935,000	20%	2,000,000	3%
Turkey	561,853	592,660	975,000	65%	700,000	-28%
16-COUNTRY TOTAL	51,150,564	51,414,394	57,695,000	12%	58,415,000	1%

*Estimates and forecasts by L'Observatoire de l'Automobile 2024 Sources: L'Observatoire de l'Automobile 2024, OICA, ACEA, C-Ways.

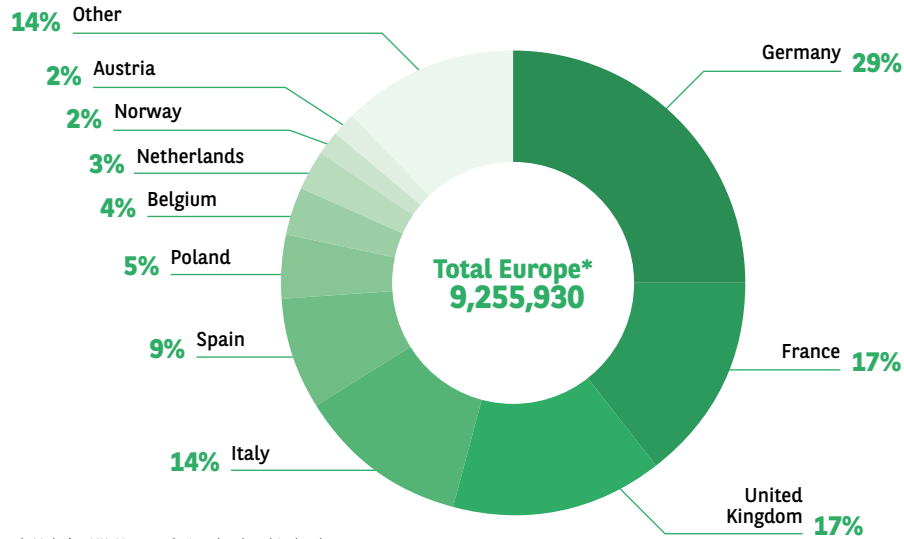
Global light vehicle (LV) market

	2020	2021	2022	2023*	2024*	Variation 2024 vs. 2023
Global sales in millions of units	77.8	81.4	81.0	88	90	2%

Scope: all countries of the world. Light vehicles (LV) = passenger cars (PC) + light commercial vehicles (LCV).
Cetelem de l'Automobile 2024. Sources: L'Observatoire Cetelem de l'Automobile 2024, LMC Automotive, C-Ways forecasts.

* Estimates and forecasts from L'Observatoire

New passenger car registrations in Europe* in 2022



* Europe 26 (excl. Malta) + UK, Norway, Switzerland and Iceland.
Sources: L'Observatoire Cetelem de l'Automobile 2024, ACEA, C-Ways

Household penetration in 5 countries

The calculation is strictly based on car registrations for private use only






	Private registrations 2022, in thousands	Total NPC registrations in 2022, in thousands	Proportion registered by private individuals	Proportion registered by companies	Number of households in millions (2021)	Household penetration
Germany	951	265	359%	-259%	41.2	2.3%
France	699	1,529	46%	54%	30.4	2.3%
Italy	774	1,317	59%	41%	25.8	3.0%
United Kingdom	819	1,614	51%	49%	29.5	2.8%
Spain	366	813	45%	55%	18.8	1.9%
TOTAL	3,609	5,538	65%	35%	145.7	2.5%

Sources: L'Observatoire Cetelem de l'Automobile 2024, National statistical institutes, Manufacturers' federations, C-Ways.

Main brands in Europe

Annual sales in Europe in 2022, change vs. 2021

In units






			Change vs. 2021
VOLKSWAGEN		1,197,455	-6.9%
BMW		646,538	-5.4%
MERCEDES-BENZ		634,697	-1.5%
PEUGEOT		619,173	-14.5%
AUDI		614,545	+2.9%

Sources: L'Observatoire Cetelem de l'Automobile 2024, ACEA, C-Ways

The main groups in Europe

Annual sales in Europe in 2022

In units

			Change vs. 2021
VOLKSWAGEN GROUP		2,789,828	-5.7%
STELLANTIS (PSA-FCA)		2,052,543	-13.7%
RENAULT GROUP		1,061,560	-2.9%
HYUNDAI-KIA		1,060,989	+4.2%
BMW GROUP		817,993	-4.8%

Sources: L'Observatoire Cetelem de l'Automobile 2024, ACEA, C-Ways

The new-car market in France

Number of registrations

	2014	2015	2016	2017	2018	2019	2020	2021	2022	2023*
NPC – New passenger car	1,795,885	1,917,226	2,015,177	2,110,748	2,173,518	2,214,428	1,650,118	1,659,146	1,529,185	1,800,000
LCV – Light commercial vehicle	372,074	379,424	397,085	438,645	459,038	479,769	401,124	430,787	346,066	365,000

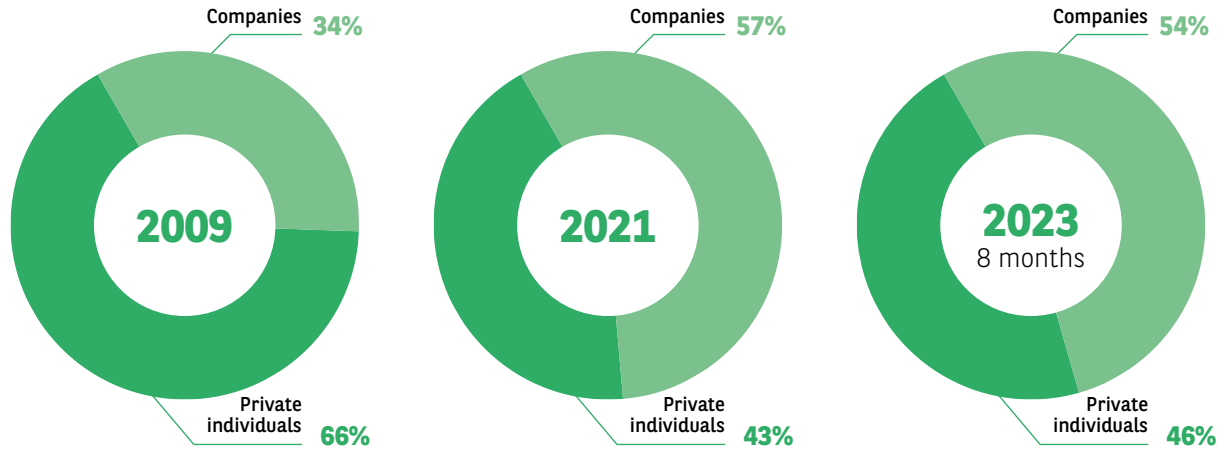
* Estimates and forecasts from L'Observatoire Cetelem de l'Automobile 2024. Sources: L'Observatoire Cetelem de l'Automobile 2024, C-Ways based on SIV data.

Share of new cars registered that are electric vehicles

	2015	2019	2022
Germany	1%	3%	31%
Austria	1%	4%	22%
Belgium	1%	3%	26%
China	1%	5%	29%
Spain	0%	1%	9%
United States	1%	2%	8%
France	1%	3%	21%
Italy	0%	1%	9%
Japan	1%	1%	3%
Mexico	0%	0%	1%
Norway	22%	56%	88%
Netherlands	10%	15%	35%
Poland	0%	1%	6%
Portugal	1%	6%	22%
United Kingdom	1%	3%	23%
Turkey	0%	0%	1%

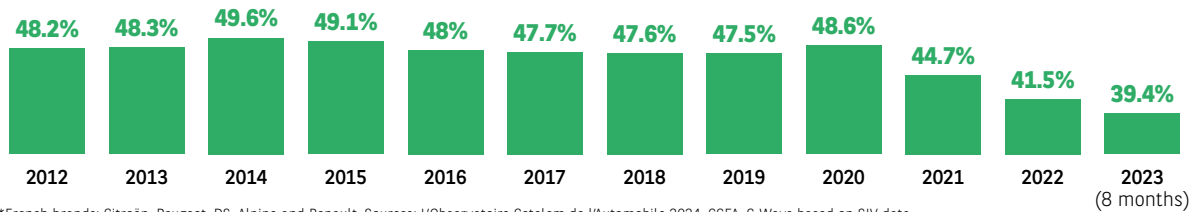
Sources: L'Observatoire Cetelem de l'Automobile 2024, IAE.

Structure of the new passenger car market in France



Sources: L'Observatoire Cetelem de l'Automobile 2024, CCFA, C-Ways based on SIV data.

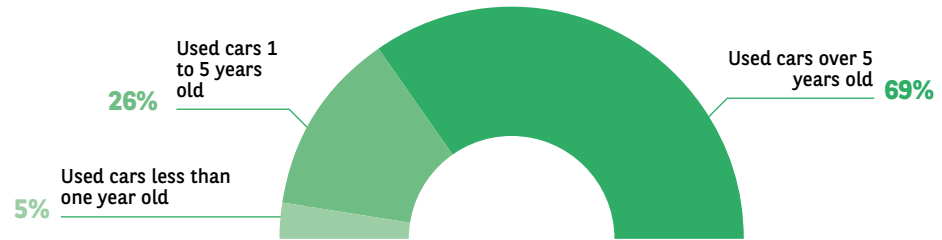
Market share of French brands* in the new passenger car market in France



*French brands: Citroën, Peugeot, DS, Alpine and Renault. Sources: L'Observatoire Cetelem de l'Automobile 2024, CCFA, C-Ways based on SIV data.

The used passenger car market in France in 2022

First 8 months of 2023



Sources: L'Observatoire Cetelem de l'Automobile 2024, C-Ways based on SIV data.